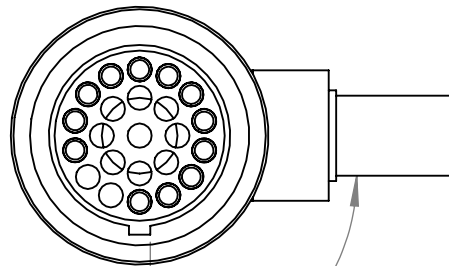


Circuit Diagram: P0055 (E0199-004)

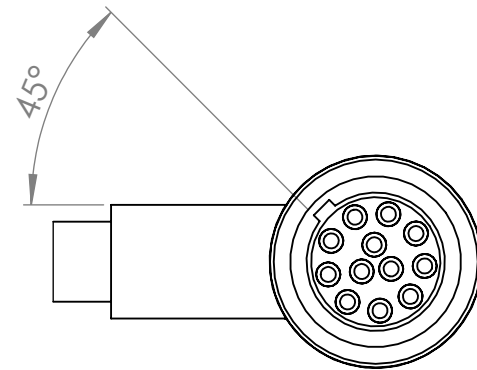
Kabellängd inklusive kontakter, se tabell.



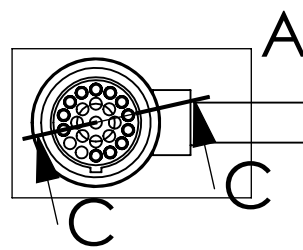
Robot typ	Kabellängd (mm)	Kapplängd	Sub
	1500	1600	15
IRB4400 45/60	2500	2600	25
IRB4400 L30	3000	3100	30
IRB4600	3000	3100	30
IRB6600 2,55	3800	3900	38
IRB6600 2,8	4000	4100	40
	4200	4300	42



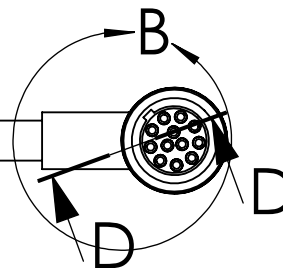
A (1:1)



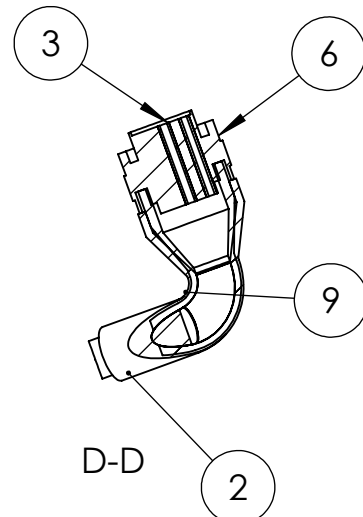
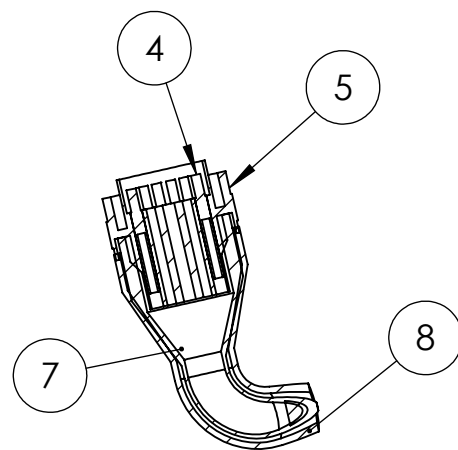
B (1:1)



C-C



D-D



ITEM NO.	PART NUMBER	DESCRIPTION	MATERIAL	Default/QT Y.
1	Elproman 141-0105008-33 L=	I 0602		1
2	ABB formgods 52171032-4	52171032-4		1
3	Souriau RC20M12K	5217649-4		12
4	Souriau RM20M12K	5217649-3		12
5	FCI UT061823PH04	3HAA2602-3		1
6	Souriau UTO61412SH04	3HAA2600-2		1
7	Glenair 319 094M18-102 ver2	I0485		1
8	ABB formgods 52171032-5 ver2	52171032-5		1
9	Glenair 319 094M14 art.nr I0484 ver3	I0484		1

Där ej annat angivits gäller / Unless otherwise stated the following applies:

Tolerans / Tolerance: ISO 2768-m

Ytjämnhet / Surface roughness: 6,3

Gradningsklass enligt / Burring class acc. to: 0,3 x 45°

Konstruerad av / Designed by: JO 2006-01-31

Ändrad av / Changed by:

Godkänd av / Approved by:

Material

Ämne / Blank

Värme behandling / Heat treatment

Ytbehandling / Surface coating

Ritningsmått gäller efter yttbehandling. / Meas. valid after coated surfaces

Benämning

Cable for medium robots

Description

Filnamn / Filename

A0199-040C

Dokument nr. / Document no.

P0055

Ändr. / Alt.

D

Blad / Sheet

1(1)