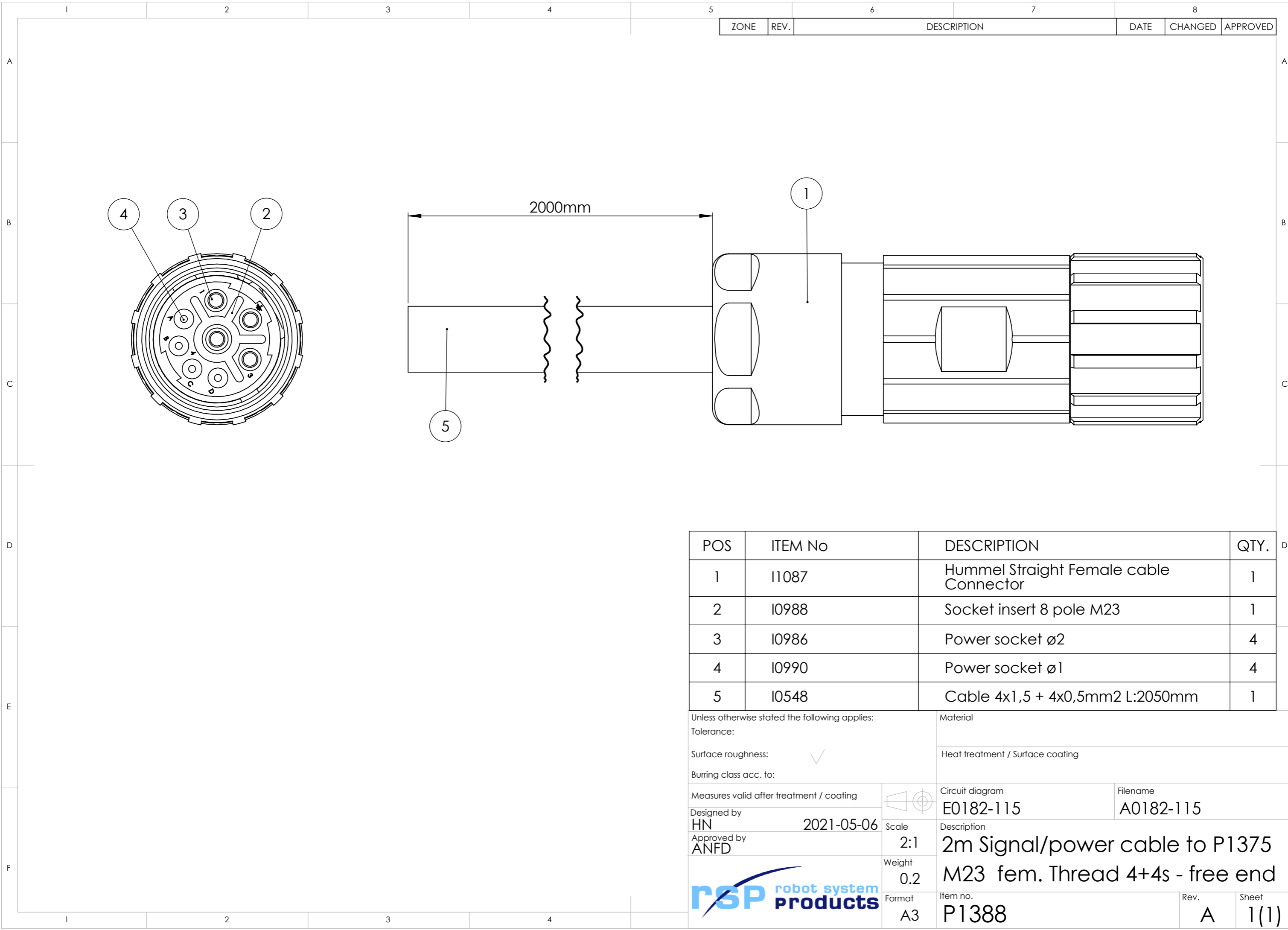




We reserve rights in this document and in the information contained therein. Reproduction use or disclosure to third parties without express authority is strictly forbidden. Robot System Products



ZONE	REV.	DESCRIPTION	DATE	CHANGED	APPROVED
------	------	-------------	------	---------	----------

POS	ITEM No	DESCRIPTION	QTY.
1	I1087	Hummel Straight Female cable Connector	1
2	I0988	Socket insert 8 pole M23	1
3	I0986	Power socket $\varnothing 2$	4
4	I0990	Power socket $\varnothing 1$	4
5	I0548	Cable 4x1,5 + 4x0,5mm ² L:2050mm	1

Unless otherwise stated the following applies:		Material	
Tolerance:		Heat treatment / Surface coating	
Surface roughness: \checkmark			
Burring class acc. to:			
Measures valid after treatment / coating		 Circuit diagram E0182-115	Filename A0182-115
Designed by HN	2021-05-06	Scale 2:1	Description 2m Signal/power cable to P1375
Approved by ANFD		Weight 0.2	M23 fem. Thread 4+4s - free end
		Format A3	Item no. P1388
		Rev. A	Sheet 1(1)